



P.O. Box 811130, Los Angeles, CA 90081

Presorted  
Standard U.S.  
Postage  
**PAID**  
Los Angeles, CA  
Permit No 3564

## Clean Power Alliance is Southern California's clean energy leader!






We provide the highest levels of renewable energy in the region.

### DID YOU KNOW?

CPA's customer programs help you  
conserve energy and save money on your electricity bill.  
Sign up today at [CleanPowerAlliance.org/Programs](https://CleanPowerAlliance.org/Programs)

 Together, we power potential. Learn more at [CleanPowerAlliance.org](https://CleanPowerAlliance.org)

Clean Power Alliance (CPA) serves more than one million customer accounts with three energy options. At the end of 2024: 704,143 CPA customers received 100% Green Power, 228,039 received Clean Power, 111,932 received Lean Power, and 6,063 received discounted 100% renewable energy through the Power Share program. The 2024 generation data below is provided in the annual report to the California Energy Commission's Power Source Disclosure Program. This information is required by the California Energy Commission to be sent to all customers currently served by CPA.

2024 POWER CONTENT LABEL					
Clean Power Alliance of Southern California					
	100% Green	Clean	Lean	Power Share	CA Utility Average
Greenhouse Gas Emissions Intensity (lbs of CO <sub>2</sub> e emitted per megawatt hour)	0	397	566	0	359
Electricity Sources • Renewables and Zero-Carbon Resources • Fossil Fuels and Unspecified Power					
RPS Eligible Renewables	100%	50%	23%	100%	45%
Biomass & Biogas	0%	8%	0%	0%	2%
Geothermal	7%	22%	0%	0%	5%
Eligible Hydroelectric	0%	9%	0%	0%	2%
Solar	58%	5%	17%	100%	23%
Wind	35%	6%	6%	0%	14%
Large Hydroelectric	0%	25%	40%	0%	10%
Nuclear	0%	0%	0%	0%	11%
Emerging Technologies	0%	0%	0%	0%	0%
Other	0%	0%	0%	0%	0%
Natural Gas	0%	0%	0%	0%	10%
Coal & Petroleum	0%	0%	0%	0%	2%
Unspecified Power (primarily fossil fuels)	0%	25%	37%	0%	22%
Total	100%	100%	100%	100%	100%
Retail sales covered by retired unbundled RECs	0%	0%	0%	0%	
<ul style="list-style-type: none"><li>• This label does not reflect compliance with the Renewables Portfolio Standard (RPS), which measures the use of tracking instruments called Renewable Energy Credits (RECs) over the course of multi-year compliance periods. RECs that are purchased separately from the renewable energy ("Unbundled RECs") can be used for RPS compliance, but they do not factor into the power mixes or GHG emissions intensities above.</li><li>• GHG intensity figures exclude biogenic CO<sub>2</sub> and emissions from geothermal sources and grandfathered imports of firmed-and-shaped energy. For detailed information about all GHG emissions from California's retail electricity suppliers, visit the CEC webpage at the link below.</li><li>• Unspecified power is electricity purchased from a genericized pool on the open market.</li></ul>					
<a href="https://cleanpoweralliance.org/powersources/">https://cleanpoweralliance.org/powersources/</a>	Want to learn more? Visit <a href="https://www.energy.ca.gov/programs-and-topics/programs/power-source-disclosure-program">https://www.energy.ca.gov/programs-and-topics/programs/power-source-disclosure-program</a>				