



Presorted
Standard U.S.
Postage
PAID
Los Angeles, CA
Permit No 3564

Your power choices.



Choose the energy source and rate plan that's right for you.

Each year Clean Power Alliance (CPA) and Southern California Edison (SCE) provide you the opportunity to compare your rate choices and the sources of your energy and select the option that best suits you and your family.

For more information: call Clean Power Alliance at 888-585-3788 or visit cleanpoweralliance.org, or call Southern California Edison at 800-974-2356 or visit sce.com/cca.

Understanding your energy choices.

You can make a comparison between Clean Power Alliance and Southern California Edison rates and see the energy mix of each to decide which service provider and rate works for you. The charts below illustrate the estimated electricity costs for a representative residential CARE customer with an average monthly energy use of 541 kilowatt hours (kWh). This comparison is based on Clean Power Alliance rates approved by its Board of Directors at a duly-noticed public meeting and effective as of July 1, 2025. Southern California Edison rate options are based on rates effective June 1, 2025. Both CPA and SCE rates are subject to change.

2025 Schedule Domestic-CARE Rate, CPA 100% Green Default Comparison	 SOUTHERN CALIFORNIA EDISON®	 CLEAN POWER ALLIANCE		
	SCE Base Rate	CPA Lean Power	CPA Clean Power	CPA 100% Green Power
Generation Rate (\$/kWh)	\$0.11136	\$0.11877	\$0.12318	\$0.12318
SCE Delivery Rate (\$/kWh)	\$0.10901	\$0.10901	\$0.10901	\$0.10901
Surcharges (\$/kWh)	\$0.00000	-\$0.01182	-\$0.01182	-\$0.01182
Total Costs (\$/kWh)	\$0.22037	\$0.21596	\$0.22037	\$0.22037
Average Monthly Bill (\$)	\$119.22	\$116.84	\$119.22	\$119.22



Generation Rate reflects the cost of producing or purchasing electricity to power your residence. This rate will vary depending on your service provider and rate plan.

SCE Delivery Rate is a charge assessed by SCE to deliver electricity to your residence. This rate is the same regardless of service provider.

Surcharges represent the Cost Responsibility Surcharge (CRS) and Franchise Fee (FF) that are applicable to Community Choice Aggregation (CCA) customers. The CRS is a surcharge to recover costs associated with power purchases made on behalf of customers, prior to a customer's switch to a CCA, or to an SCE Green Rate. The FF recovers taxes owed to a city in exchange for allowing SCE to utilize electrical distribution lines throughout the property of the city. SCE acts as the collection agency for the FF surcharge which is levied by cities and counties for all customers.

Clean Power Alliance's privacy policy is available at cleanpoweralliance.org/privacy-policy

Southern California Edison's privacy policy is available at sce.com/legal/privacy-notice

2024 Electric Power Generation Mix ¹	 SOUTHERN CALIFORNIA EDISON®	 CPA CLEAN POWER ALLIANCE		
	SCE Base Rate	CPA Lean Power	CPA Clean Power	CPA 100% Green Power
Specific Purchases	Percent of Total Retail Sales (kWh)			
Renewable	35.1%	23.2%	50.0%	100.0%
Biomass & biowaste	0.1%	0.0%	7.8%	0.0%
Geothermal	4.1%	0.4%	22.3%	7.5%
Eligible hydroelectric	0.6%	0.0%	8.6%	0.0%
Solar	19.0%	17.0%	5.2%	57.6%
Wind	11.3%	5.8%	6.0%	34.9%
Coal	0.0%	0.0%	0.0%	0.0%
Large hydroelectric	4.8%	40.0%	25.5%	0.0%
Natural gas	7.7%	0.0%	0.0%	0.0%
Nuclear	8.9%	0.0%	0.0%	0.0%
Other	0.1%	0.0%	0.0%	0.0%
Unspecified Power ²	43.4%	36.8%	24.5%	0.0%
Total	100.0%	100.0%	100.0%	100.0%

1. Based on SCE and CPA preliminary 2024 data, which is subject to change.

2. Unspecified sources of power mean electricity from transactions that are not traceable to specific generation sources.

If you need assistance to find out your current rate or if you have further questions, please contact Clean Power Alliance at cleanpoweralliance.org or (888) 585-3788 (TTY 323-214-1296) and SCE at sce.com/ccs or (800) 974-2356.