



Presorted
Standard U.S.
Postage
PAID
Los Angeles, CA
Permit No 3564

Your power choices.



Choose the energy source and rate plan that's right for you.

Each year Clean Power Alliance and Southern California Edison provide you the opportunity to compare your rate choices and the sources of your energy and select the option that best suits you and your business.

For more information: call Clean Power Alliance at 888-585-3788 or visit cleanpoweralliance.org, or call Southern California Edison at 800-974-2356 or visit sce.com/cca.

Understanding your energy choices.



You can make a comparison between Clean Power Alliance and Southern California Edison rates and see the energy mix of each to decide which service provider and rate works for you. The charts below illustrate the estimated electricity costs for a representative business customer with an average monthly energy usage of 924 kilowatt hours (kWh). This comparison is based on Clean Power Alliance rates approved by its Board of Directors at a duly-noticed public meeting and effective as of July 1, 2024. Southern California Edison rate options are based on rates effective June 1, 2024. Both Clean Power Alliance and SCE's rates are subject to change.

| 2024 Schedule TOU-GS-1-E Comparison |  |  | | |
|-------------------------------------|---|--|-----------------|----------------------|
| | SCE Base Rate | CPA Lean Power | CPA Clean Power | CPA 100% Green Power |
| Generation Rate (\$/kWh) | \$0.12946 | \$0.13511 | \$0.13805 | \$0.15276 |
| SCE Delivery Rate (\$/kWh) | \$0.16466 | \$0.16466 | \$0.16466 | \$0.16466 |
| Surcharges (\$/kWh) | \$0.00000 | -\$0.00859 | -\$0.00859 | -\$0.00859 |
| Total Costs (\$/kWh) | \$0.29412 | \$0.29118 | \$0.29412 | \$0.30883 |
| Average Monthly Bill (\$) | \$271.77 | \$269.05 | \$271.77 | \$285.36 |

Generation Rate reflects the cost of producing or purchasing electricity to power your business. This rate will vary depending on your service provider and rate plan.

SCE Delivery Rate is a charge assessed by SCE to deliver electricity to your business. This rate is the same regardless of service provider.

Surcharges represent the Cost Responsibility Surcharge (CRS) and Franchise Fee (FF) that are applicable to Community Choice Aggregation (CCA) customers. The CRS is a surcharge to recover costs associated with power purchases made on behalf of customers, prior to a customer's switch to a CCA, or to an SCE Green Rate. The FF recovers taxes owed to a city in exchange for allowing SCE to utilize electrical distribution lines throughout the property of the city. SCE acts as the collection agency for the FF surcharge which is levied by cities and counties for all customers.

| 2023 Electric Power Generation Mix ¹ |  |  | | |
|---|---|---|-----------------|----------------------|
| | SCE Base Rate | CPA Lean Power | CPA Clean Power | CPA 100% Green Power |
| Specific Purchases | Percent of Total Retail Sales (kWh) | | | |
| Renewable | 37.6% | 26.0% | 50.0% | 100.0% |
| Biomass & biowaste | 0.1% | 1.6% | 8.5% | 0.0% |
| Geothermal | 5.2% | 0.6% | 27.8% | 3.0% |
| Eligible hydroelectric | 0.7% | 0.0% | 0.0% | 2.5% |
| Solar | 19.8% | 0.7% | 1.0% | 50.0% |
| Wind | 11.7% | 23.1% | 12.7% | 44.5% |
| Coal | 0.0% | 0.0% | 0.0% | 0.0% |
| Large hydroelectric | 4.5% | 40.0% | 31.5% | 0.0% |
| Natural gas | 20.0% | 0.0% | 0.0% | 0.0% |
| Nuclear | 9.1% | 1.6% | 0.0% | 0.0% |
| Other | 0.1% | 0.1% | 0.0% | 0.0% |
| Unspecified Power ² | 28.8% | 32.3% | 18.6% | 0.0% |
| Total | 100.0% | 100.0% | 100.0% | 100.0% |

1. Based on SCE and CPA preliminary 2023 data, which is subject to change.

2. Unspecified sources of power mean electricity from transactions that are not traceable to specific generation sources.

If you want to find out which rate you are on or if you have further questions, please contact Clean Power Alliance at cleanpoweralliance.org or (888) 585-3788 and SCE at sce.com/cca or (800) 974-2356.